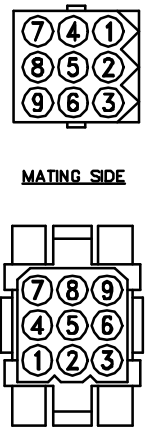
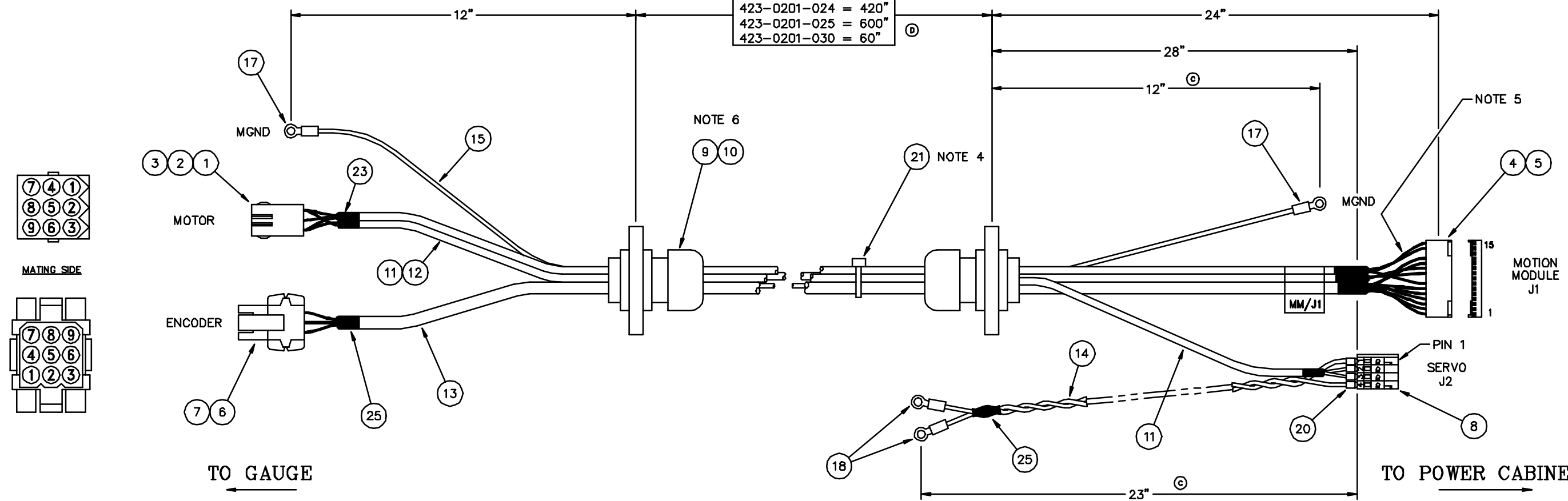
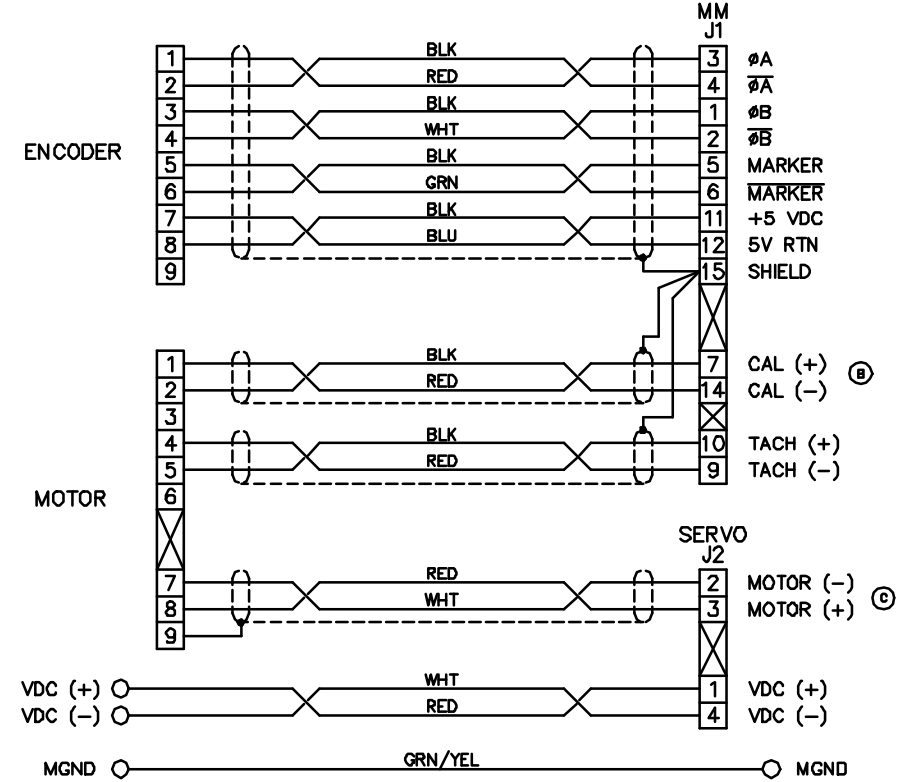


PROPRIETARY INFORMATION
 INFORMATION CONTAINED HEREIN IS THE PROPERTY OF HURCO MANUFACTURING COMPANY, INC. NO REPRODUCTION OR DISCLOSURE OF THIS INFORMATION SHALL BE MADE BY THE RECIPIENT TO ANY OTHER PERSON OR ORGANIZATION WITHOUT THE PRIOR WRITTEN CONSENT OF HURCO MANUFACTURING COMPANY, INC.

423-0201-021 = 300"
 423-0201-024 = 420"
 423-0201-025 = 600"
 423-0201-030 = 60"



SCHEMATIC DIAGRAM



- NOTES:**
1. ALL DIMENSIONS ARE STRAIGHT-LINE LENGTH, TOLERANCE $\pm 1"$.
 2. LABEL CABLE ENDS AS SHOWN.
 3. FINISHED ASSEMBLY TO BE MARKED WITH THE HURCO PART NUMBER AND REVISION LETTER USING PERMANENT INK.
 4. DRESS CABLES NEATLY USING WIRE TIES (ITEM 21) SPACED APPROX. EVERY 12" BETWEEN STRAIN RELIEFS.
 5. SOLDER DRAIN WIRE(S) TO A SHORT LENGTH OF WIRE (ITEM 16) AND COVER THE SPLICE WITH HEAT-SHRINKABLE TUBING (ITEM 22) BEFORE TERMINATING.
 6. INSTALL STRAIN RELIEFS (ITEMS 9 & 10) BEFORE TERMINATING CONNECTORS.

QTY.	QTY.	QTY.	QTY.	PART NUMBER	ITEM DESCRIPTION	ITEM
4"	4"	4"	4"	406-6481-005	HEAT-SHRINKABLE TUBING, 3/8" DIA	25
2"	2"	2"	2"	406-6481-004	HEAT-SHRINKABLE TUBING, 1/4" DIA	24
4"	4"	4"	4"	406-6481-003	HEAT-SHRINKABLE TUBING, 3/16" DIA	23
8"	8"	8"	8"	406-6481-002	HEAT-SHRINKABLE TUBING, 1/8" DIA	22
5	50	35	24	406-5001-006	WIRE TIE, MEDIUM	21
2	2	2	2	406-0965-005	FERRULE, 16 AWG (BLK)	20
2	2	2	2	406-0965-004	FERRULE, 18 AWG (RED)	19
2	2	2	2	406-7001-031	RING TONGUE, #10 x 18-14 AWG (BLUE)	18
2	2	2	2	406-7001-008	RING TONGUE, #10 x 22-18 AWG (RED)	17
3"	3"	3"	3"	406-1687-010	WIRE, 24 AWG BLK INS	16
84"	624"	444"	324"	406-2005-030	WIRE, 18 AWG GRN/YEL INS	15
23"	23"	23"	23"	406-2004-005	WIRE, 16 AWG RED/TWSTED	14
96"	636"	456"	336"	406-1328-006	CABLE, 4 TW PR 24 AWG SHIELDED	13
192"	1272"	912"	672"	406-1242-013	CABLE, 1 TW PR 24 AWG SHIELDED	12
98"	638"	458"	338"	406-1242-001	CABLE, 1 TW PR 18 AWG SHIELDED	11
2	2	2	2	408-1014-012	REDUCER, 1-1/4" TO 3/4" T&B #1263	10
2	2	2	2	408-8003-053	STRAIN RELIEF, 3/4" T&B #2532	9
1	1	1	1	406-4005-059	CONNECTOR, 4 POS FEMALE #231-304/026-000	8
8	8	8	8	406-7501-012	PIN CONTACT, 24-20 AWG GOLD AMP #56102-8	7
1	1	1	1	406-0803-670	RECEPTACLE, 9 POS AMP #207440-1	6
13	13	13	13	406-0801-135	TERMINAL, FEM 30-22 AWG MOLEX #08-56-0110	5
1	1	1	1	406-0801-142	CONNECTOR SHELL, 15 POS MOLEX #22-01-3157	4
5	5	5	5	406-0801-131	TERMINAL, FEM 24-22 AWG MOLEX #02-09-1139	3
2	2	2	2	406-0803-129	TERMINAL, FEM 20-14 AWG MOLEX #02-09-1104	2
1	1	1	1	406-0801-140	RECEPTACLE, 9 POS MOLEX #03-09-1094	1
QTY.	QTY.	QTY.	QTY.	ITEM DESCRIPTION		ITEM
-030	-025	-024	-021	PARTS LIST		

REV	DATE	BY	DATE	BY	DATE	BY	DESCRIPTION
F	13903						ADDED PART NUMBER 423-0201-030
E	13762						RELEASE
D							ADDED ADDITIONAL LENGTHS
C							REVISED PER 1st ARTICLE
B							CORRECTED PARTS LIST & SCHEMATIC
A							PROTOTYPE

SURFACE TREATMENT 	EXCEPT AS NOTED ALL CORNERS MUST BE AS FOLLOWS DECIMAL .005" X 45° OR .005" R MAX OUTSIDE .030" X 45° OR .005" R	EXCEPT AS NOTED ALL DIMENSIONS IN INCHES TOLERANCE DECIMAL ±.0300 .00 ±.0100 .000 ±.0050 .0000 ±.0025 ANGULAR ±.050°	HURCO MANUFACTURING COMPANY, INC INDIANAPOLIS, IN U.S.A.
HEAT TREATMENT 	EXCEPT AS NOTED TOLERANCE MUST BE AS FOLLOWS ±.12	THIRD ANGLE PROJECTION 	DESCRIPTION HARNESS, AB6 X AXIS INTERFACE DRAWN SEP DATE 23.FEB.96 CHECKED SCA DATE 18.JUL.96 APPROVED J.L.W. DATE 7-22-96 SCALE NONE SIZE D DRAWING 423-0201 SHEET -021 OF 1 REV. -024 OF 1 -025 OF 1 -030 OF 1